


In accordance with ISO 14025 and EN 15804:2012+A2:2019

Spirally Welded OD Coated Pipes 1

EAF Routed Steel

from

Borusan Mannesmann



PROGRAMME

The International EPD® System
www.environdec.com

PROGRAMME OPERATOR

EPD International AB

LOCAL OPERATOR

EPD Turkey

EPD REGISTRATION NUMBER

S-P-04863

PUBLICATION DATE

2022-08-21

VALID UNTIL

2027-08-20



An EPD should provide current information and may be updated if conditions change. The stated validity is therefore subject to the continued registration and publication at: environdec.com

 **BORUSAN
MANNESMANN**

PROGRAMME INFORMATION

Programme Information

Programme : The International EPD® System
Address : EPD International AB Box 21060 SE-100 31 Stockholm, Sweden
Website : www.environdec.com
E-mail : info@environdec.com

Information about verification and reference PCR:

CEN standard EN 15804 serves as the Core Product Category Rules (PCR)

Product category rules (PCR)

PCR 2019:14 Construction products (EN 15804:A2) Version 1.1

PCR review was conducted by

The Technical Committee of the International EPD® System. See www.environdec.com/TC for a list of members.
 Review chair: Claudia A. Peña, University of Concepción, Chile.
 The review panel may be contacted via the Secretariat www.environdec.com/contact.

Independent third-party verification of the declaration and data, according to ISO 14025:2006:

EPD process verification EPD verification

Third party verifier

Sunil Kumar
 SimaPro partners for India & Sri Lanka, SIPL Pvt Ltd

Approved by

International EPD System Technical Commiee,
 supported by the Secretariat

Procedure for follow-up of data during EPD validity involves third party verifier:

Yes No

LCA Study & EDP Design Conducted by

Semtrio Sustainability Consulting
 BUDOTEK Teknopark, No 8/27
 Umraniye / Istanbul Turkey
www.semtrio.com



Borusan Mannesmann has the sole ownership, liability, and responsibility for the EPD.

EPDs within the same product category but from different programmes may not be comparable. EPDs of construction products may not be comparable if they do not comply with EN 15804. For further information about comparability, see EN 15804 and ISO 14025.

COMPANY INFORMATION

Owner of the EPD

Borusan Mannesmann Boru Sanayi ve Ticaret A.Ş.

Ata Mh. Sanayi Cd. No: 54/68 16601

Gemlik/Bursa

Contact

Ahu OLGUN

aolgun@borusan.com

The first industrial enterprise of one of Turkey's foremost business conglomerates, the Borusan Group, Borusan Mannesmann marked its 60th anniversary in 2018. Having operated with a global vision since its inception, the company merged its operations with Europe's leading steel and technology firm Salzgitter Mannesmann GMBH in 1998.


Today, Borusan Mannesmann continues its operations as a global brand with 2,038 employees offering more than 4,000 product varieties. Its 7 facilities across 3 continents and high sales volume have placed it on the map as a leading manufacturer in Europe and the world in the steel pipe industry.

Borusan Mannesmann brings its experience, expertise, and passion worldwide with its state-of-the-art pipes addressing all areas ranging from automotive to construction, energy to machinery production. The company continued its investments with a global perspective in accordance with market dynamics and made its first overseas investment in 2001 when it bought the facility in Vobarno and founded Borusan Mannesmann Vobarno Tubi S.p.A. The company then established Borusan Mannesmann Pipe US Inc. in 2014 to manage its Houston Baytown factory investment in the United States. Borusan Mannesmann Pipe US Inc. achieved success soon thanks to its advanced technology and innovative products and won the "Best Pipe Manufacturer" award given by one of the most prestigious publications in the United States, American Metal Market, in 2015, 2017, and 2020.

Having entered among Turkey's pioneering overseas investors with these breakthroughs, Borusan Mannesman both seeks investment opportunities in different countries and aims to boost Turkey's competitiveness.

In addition to its contributions to our country with its exports to various countries in America, Europe, Africa, and Asia, it is also a driving force for the Turkish economy with the development assurance it gives for the coming years.

Having been ranked among Turkey's top 100 industrial enterprises for 50 years, Borusan Mannesmann goes beyond merely manufacturing pipes with its thousands of products, reliable service, quality, and the trails it has blazed in Turkey and the world, and builds Turkey's future. It delivers a sustainable society with its management policies as well as a developed country and a secure future with its large-scale investments.



Production Site

Gemlik

Ata Mah. Sanayi Cad. No: 54/68

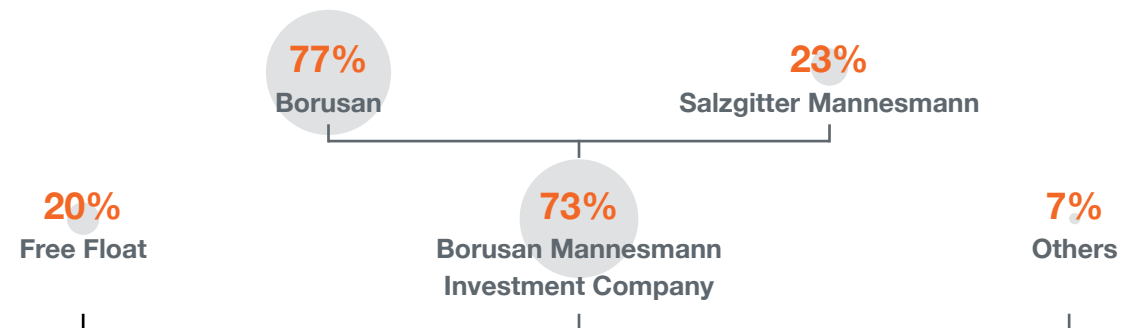
16601 Gemlik/Bursa



- Flagship of Borusan Group with more than 60 years of pipe manufacturing experience
- Workforce of 1,800 people
- 20 years of Contract Management competency
- Has its own port (Borusan Port) adjacent to the mill, which brings operational flexibility in terms of logistics inbound and outbound
- Sole 24.5 m single seam API/ISO/EN large diameter line pipe producer in Europe
- Operates with 7 mills; 5 in Turkey, 1 in Italy, 1 in USA

Corporate Structure

Borusan Group and Europe's leading steel and technology company; Salzgitter Mannesmann GmbH, merged their welded steel pipe investments in Turkey and named that partnership; "Borusan Mannesmann Boru Yatırım Holding" in 1998. The company has 73% shares of Borusan Mannesmann Boru San. ve Tic. A.Ş.



**BORUSAN
MANNESMANN**



PRODUCT INFORMATION

Product Name

Spirally Welded OD Coated Pipes 1

SPIRALLY WELDED (HSAW) LINE PIPES

Quality Certificates

- API 5L
- ISO 3183
- AD 2000 W0
- AD 2000 W4
- AD 2000 HP0
- ISO 3834-2
- CSA Z245.1

Tests & Certificates

- Tensile Test
- Vickers Hardness Test
- Charpy Impact Test
- Weld Bend Test
- DWTT Test
- CTOD Test
- Macro and Micro Examination
- Chemical Analysis Test
- Radiographic Inspection
- Magnetic Particule Inspection
- Liquid Penetration
- Visual and Dimensional Control
- Hydrostatic Test

Foundation / Piling Tubes

Sizes

Outside Diameter: 508 mm - 3,048 mm

Wall Thickness: 5.16 mm - 25.4 mm

Length: Single lengths up to 60,0 m


Production Standards & Material Qualities

EN 10219-1

ASTM A252

Grade including S355, J2H, S460 MH, S550 J2H

Grade including Grade 3



SPIRALLY WELDED (HSAW) WATER LINE PIPE

Quality Certificates

- API 5L
- ISO 3183
- AD 2000 W0
- AD 2000 W4
- AD 2000 HP0
- ISO 3834-2

Coating Standards

- Dual layer abrasion resistant over OD coating FBE+ARO (ARO): API 5L7, CSA Z 245-20, NACE RP 0394, AWWA C213
- Single layer fusion bonded epoxy (FBE) OD coating: API 5L7, CSA Z 245-20, NACE RP 0394, AWWA C213
- Polyethylene (PE) OD coating: DIN 30670, TS 5139, NF A 49-710, UNI 9099, EN ISO 21809-1
- Polypropylene (PP) OD coating: DIN 30678, NF A 49-711, EN ISO 21809-1
- Liquid epoxy ID coating: AWWA C 210, API RP 5L2, EN 10301
- Concrete Coating: AWWA C 205, DIN 2614, BS 534, EN 10298
- Solvent Free Epoxy ID Coating: AWWA C210

Tests

- Tensile Test
- Vickers Hardness Test
- Charpy Impact Test
- Weld Bend Test
- DWTT Test
- CTOD Test
- Macro and Micro Examination
- Chemical Analysis Test
- Radiographic Inspection
- Magnetic Particule Inspection
- Liquid Penetration
- Visual and Dimensional Control
- Hydrostatic Test

Coating Standards

- EN 12944 - 5

Sizes

SPIRALLY WELDED (HSAW) LINE PIPES

Outside Diameter
508 mm - 3,048 mm

Wall Thickness
5.16 mm - 25.4 mm

Length
Single lengths up to 24,50 m

SPIRALLY WELDED (HSAW) WATER LINE PIPE

Outside Diameter
508 mm - 3,048 mm

Wall Thickness
5.16 mm - 25.4 mm

Length
Single lengths up to 24.50 m

Technical Specifications

Production Standards	Steel Grades
SPIRALLY WELDED (HSAW) LINE PIPES	
API 5L (PSL1 - PSL2)	Up to X80 M
ISO 3183 (PSL1 - PSL2)	Up to L555 M, ME
GOST 20295	Up to K60
SPIRALLY WELDED (HSAW) WATER LINE PIPE	
EN 10217-1	P195 - P265 TR1&TR2
EN 10224	L235 - L355
AWWA C 200	Grade 30 - Grade 50



LCA Information

Declared unit

1 tonne (1000kg) of fabricated steel product manufactured in Gemlik facility (TR).

Reference service life

Not applicable

Time representatives

The production data in this LCA study represents the period of 1st January 2021 and 30th September 2021.

Database(s) and LCA software used

Simpro v9.2 and Ecoinvent v3.7.1

Description of system boundaries

Cradle to gate (A1-3) with options, modules C1-C4, module D.

Data quality and data collection

According to EN 15804:2012+A2:2019 specific data was used for module A3 (Processes the manufacturer has influence over) and was gathered from Borusan Mannesmann Gemlik plant. Specific data includes actual product weights, amounts of raw materials used, product content, energy consumption, transport figures, water consumption and amounts of wastes. For A1 and A2 modules, according to EN 15804:2012+A2:2019, generic data was applied and was obtained from Ecoinvent v3.7.1

Allocation

Mass allocation has been applied for preconsumer recycled materials according to EN 15804:2012+A2:2019.

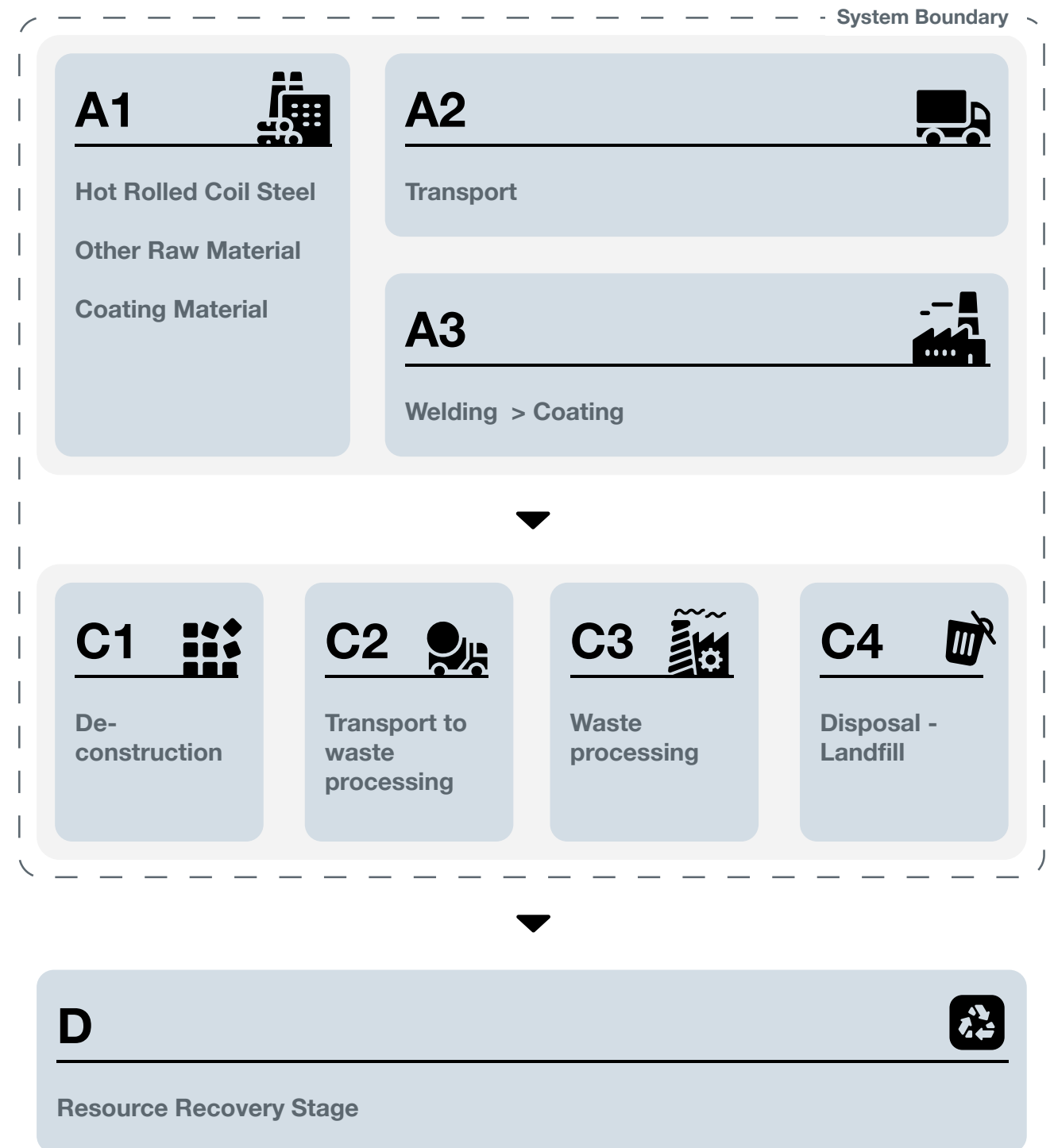
Cut-off rules

Life Cycle Inventory data for a minimum of 99% of total inflows to the three life cycle stages have been included and a cut-off rule of 1% regarding energy, mass and environmental relevance was applied. Impacts caused by treatment operations have been calculated lower than 1% environmental relevance.

Modules declared, geographical scope, share of specific data (in GWP-GHG indicator) and data variation

	Product Stage			Construction Process Stage		Use Stage							End of Life Stage				Resource Recovery Stage
	Raw Material Supply	Transport	Manufacturing	Transport from the gate to the site	Assembly	Use	Maintenance	Repair	Replacement	Refurbishment	Operational Energy Use	Operational Water Use	De-construction	Transport	Disposal	Waste Processing	Reuse - Recovery - Recycling Potential
Modules	A1	A2	A3	A4	A5	B1	B2	B3	B4	B5	B6	B7	C1	C2	C3	C4	D
Modules Declared	X	X	X	ND	ND	ND	ND	ND	ND	ND	ND	ND	X	X	X	X	X
Geography	GLO	GLO	TR	-	-	-	-	-	-	-	-	-	GLO	GLO	GLO	GLO	GLO
Specific data used	>99.5%			-	-	-	-	-	-	-	-	-	-	-	-	-	-
Variation-products	Not Relevant			-	-	-	-	-	-	-	-	-	-	-	-	-	-
Variation-sites	Not Relevant			-	-	-	-	-	-	-	-	-	-	-	-	-	-

System Diagram



Description of Raw Materials

A1 - Raw Materials Supply

This stage takes into account raw material extraction, processing and energy used in the production process.

A2 - Transport to the Manufacturer

This stages include transportation of the raw materials from supplier to factory gate. Transportation types are considered as seaway, road, etc.

A3 - Manufacturing

This stage includes energy and water consumption during the manufacturing process. Additionally, packaging materials are covered by this stage. Followed production processes are as;

- Tape slitting section
- Welding
- Coating

C1 - De-construction

The dismantling of steel pipe has a very low impact considering the impact throughout the life of the installation. It is assumed that, in C1 module, same electricity and diesel is consumed as during the construction installation of steel pipe.

C2 - Transport to Waste Processing

An average distance of 100km has been assumed for the transport to recycling facility. Transport is calculated on the basis of a scenario with the parameters described in the table below.

Parameters C2 Module

Transport by road* Lorry >32 metric ton

Distance (km) 100

Database Ecoinvent v3.7.1

*Technology is euro 6

C3 - Waste Processing for Reuse, Recovery and/or Recycling

The material and energy expenses required for Module C3 are negligible. It is assumed that there is no sorting or processing required for steel pipes.

C4 - Final Disposal

100% of used product after the lifetime will be collected and recycled into the manufacturing system. It is assumed that 5% of the product is lost during de-construction and 95% is reached to recycling system.

D - Reuse, Recovery or Recycling Potential

Scrap inputs to the production stage are subtracted from scrap to be recycled at end of life in order to obtain the net scrap output from the product system. This remaining net scrap is then delivered to recycling process. Module D reports the environmental aspects of recycled scrap generated at the end of life minus that used at the production stage.


Information on Which Life Cycle Stages Are Not Considered

This EPD only covers the Cradle to Gate A1-3, C1-4 and D stages because other stages are very dependent on particular scenarios and are better developed for specific building or construction works.

Content Declaration

Content declaration of 1000kg of Spirally Pipe	
Material	Share
Steel Coil	99.0 - 99.9%
Renewable Material	0%
Biogenic Carbon	0%
Coating Materials	0.1 - 1%

*The product does not content "Candidate List of Substances of Very High Concern (SVHC)" compounds.



ENVIRONMENTAL PERFORMANCE

Potential Environmental Impact

Mandatory Indicators According to EN 15804

Results for 1000kg of Spirally Pipe							
Indicator	Unit	A1:A3	C1	C2	C3	C4	D
GWP-fossil	kg CO2 eq	1369	1.28	8.67	0	9.49	-22.6
GWP-biogenic	kg CO2 eq	14.5	0.031	0.019	0	9.90E-04	-0.325
GWP-luluc	kg CO2 eq	1.58	1.65E-03	2.53E-03	0	8.91E-05	-0.044
GWP-total	kg CO2 eq	1385	1.31	8.70	0	9.49	-23.0
ODP	kg CFC 11eq	8.88E-05	7.22E-08	2.13E-06	0	1.56E-07	-1.22E-06
AP	mol H+ eq	6.01	6.19E-03	0.027	0	4.94E-03	-0.166
EP-Freshwater	kg PO43- eq	0.693	7.86E-04	3.03E-03	0	1.94E-03	-0.016
EP- Aquatic Freshwater	kg P eq	0.078	9.32E-05	6.50E-05	0	3.51E-06	-1.42E-03
EP-Marine	kg N eq	1.20	1.28E-03	6.11E-03	0	4.30E-03	-0.033
EP-Terrestrial	kg N eq	13.5	0.012	0.068	0	0.021	-0.376
POCP	kg NMVOC eq	5.84	4.50E-03	0.027	0	8.21E-03	-0.124
ADP-minerals & metals*	kg Sb eq	5.77E-03	9.24E-06	2.12E-05	0	6.77E-07	-1.04E-04
ADP-fossil*	MJ	21243	18.9	141	0	10.4	-312
WDP	m3	704	0.995	0.466	0	0.335	-5.41

Acronyms

GWP-fossil = Global Warming Potential fossil fuels; **GWP-biogenic** = Global Warming Potential biogenic; **GWP-luluc** = Global Warming Potential land use and land use change; **ODP** = Depletion potential of the stratospheric ozone layer; **AP** = Acidification potential, Accumulated Exceedance; **EP-freshwater** = Eutrophication potential, fraction of nutrients reaching freshwater end compartment; **EP-marine** = Eutrophication potential, fraction of nutrients reaching marine end compartment; **EP-terrestrial** = Eutrophication potential, Accumulated Exceedance; **POCP** = Formation potential of tropospheric ozone; **ADP-minerals&metals** = Abiotic depletion potential for non-fossil resources; **ADP-fossil** = Abiotic depletion for fossil resources potential; **WDP** = Water (user) deprivation potential, deprivation-weighted water consumption

* Disclaimer: The results of this environmental impact indicator shall be used with care as the uncertainties of these results are high or as there is limited experience with the indicator.



Potential Environmental Impact

Additional Mandatory and Voluntary Indicators

Results for 1000kg of Spirally Pipe							
Indicator	Unit	A1:A3	C1	C2	C3	C4	D
GWP-GHG¹	kg CO2 eq	1321	1.23	8.59	0	7.92	-21.8
Results for 1000kg of Spirally Pipe							
PM	[disease inc]	1.06E-04	3.89E-07	7.57E-07	0	1.10E-07	-1.32E-05
IRP	[kBq U235 eq]	70.6	0.110	0.620	0	0.043	-1.54
ET-freshwater	[CTUe]	26702	30.8	108	0	16.6	-805
HT-cancer	[CTUh]	2.30E-05	3.57E-08	3.31E-09	0	2.62E-10	-1.27E-06
HT-non-cancer	[CTUh]	3.35E-04	3.17E-08	1.12E-07	0	2.02E-08	-3.19E-07
SQP	[pt]	5155	4.80	162	0	28.2	-123

Acronyms

GWP-GHG = Global Warming Potential total excl. biogenic carbon following IPCC AR5 methodology; **IRP** = Ionizing radiation, human health; **ET-freshwater** = Eco-toxicity (freshwater); **HT-cancer** = Human toxicity, cancer effects; **HT-non-cancer** = Human toxicity, non-cancer effects; **SQP** = Potential soil quality index (SQP)

¹ The indicator includes all greenhouse gases included in GWP-total but excludes biogenic carbon dioxide uptake and emissions and biogenic carbon stored in the product. This indicator is thus equal to the GWP indicator originally defined in EN 15804:2012+A1:2013.

Use of Resources

Results for 1000kg of Spirally Pipe							
Indicator	Unit	A1:A3	C1	C2	C3	C4	D
PERE	kg CO2 eq	1495	2.22	1.72	0	0.075	-60.3
PERM	kg CO2 eq	0	0	0	0	0	0
PERT	kg CO2 eq	1495	2.22	1.72	0	0.075	-60.3
PENRE	kg CO2 eq	22609	20.0	150	0	11.1	-330
PENRM	kg CFC 11eq	0	0	0	0	0	0
PENRT	mol H+ eq	22609	20.0	150	0	11.1	-330
SM	kg N eq	1047	0	0	0	0	0
RSF	kg N eq	0	0	0	0	0	0
NRSF	kg NMVOC eq	0	0	0	0	0	0
FW	kg Sb eq	111	0.170	0.129	0	0.013	-1.50

Acronmys

PERE = Use of renewable primary energy excluding renewable primary energy resources used as raw materials; PERM = Use of renewable primary energy resources used as raw materials; PERT = Total use of renewable primary energy resources; PENRE = Use of non-renewable primary energy excluding non-renewable primary energy resources used as raw materials; PENRM = Use of non-renewable primary energy resources used as raw materials; PENRT = Total use of non-renewable primary energy resources; SM = Use of secondary material; RSF = Use of renewable secondary fuels; NRSF = Use of non-renewable secondary fuels; FW = Use of net fresh water



Waste Production

Results for 1000kg of Spirally Pipe							
Indicator	Unit	A1:A3	C1	C2	C3	C4	D
Hazardous waste disposed	kg	5.89	0	0	0	0	0
Non-hazardous waste disposed	kg	0.071	0	0	0	0	0
Radioactive waste disposed	kg	0	0	0	0	0	0

Output Flows

Results for 1000kg of Spirally Pipe							
Indicator	Unit	A1:A3	C1	C2	C3	C4	D
Component for re-use	kg	0	0	0	0	0	0
Materials for recycling	kg	0.154	0	0	0	950	0
Materials for energy recycling	kg	4.88	0	0	0	0	0
Exported energy, electricity	MJ	0	0	0	0	0	0
Radioactive waste disposed	MJ	0	0	0	0	0	0

REFERENCES

ISO 14020:2000

Environmental labels and declarations -- General principles

ISO 14040:2006

Environmental management -- Life cycle assessment -- Principles and framework

ISO 14044:2006

Environmental management -- Life cycle assessment -- Requirements and guidelines

ISO 14025:2006

Environmental labels and declarations -- Type III environmental declarations -- Principles and procedures

EN 15804:2012+A2:2019

Sustainability of construction works - Environmental product declarations - Core rules for the product category of construction product

The International EPD® System

www.environdec.com

The International EPD® System The General Programme Instructions v3.01

The International EPD® System PCR 2029:14 Construction products v1.1 (EN 15804:A2)

Ecoinvent 3.7.1

www.ecoinvent.org

SimaPro LCA Software

www.simapro.com

Borusan Mannesmann

borusanmannesmann.com

CONTACT

Third party verifier

Sunil Kumar

SimaPro partners for India & Sri Lanka

+91-9911921666

SIPL Pvt Ltd

www.sipl-sustainability.com



Owner of Declaration

Borusan Mannesmann Boru Sanayi ve Ticaret A.Ş.

Ata Mh. Sanayi Cd. No: 54/68 16601

Gemlik/Bursa

www.borusanmannesmann.com



LCA Study & EDP Design Conducted By

Semtrio Sustainability Consulting

BUDOTEK Teknopark, No 8/27

Umraniye/Istanbul Turkey

www.semtrio.com



borusanmannesmann.com

Borusan Mannesmann Boru Sanayi ve Ticaret A.Ş.
Ata Mh. Sanayi Cd. No: 54/68 16601, Gemlik/Bursa

 **BORUSAN
MANNESMANN**